



MONOLITHIC INSULATING JOINTS CATALOGUE




GasOil Endüstriyel Üretim San. Tic. A. Ş. is specialized in manufacturing of monolithic insulating joints for the cathodic protection of steel pipelines of gas, oil, water and other fluids.



CORPORATE About GasOil




GasOil is a young and dynamic company with a vast scale of experiences and it's priorities has always been safety and respect to environment.



GasOil has an annual capacity over 34.000 to produce insulating joint in any dimensions and pressures in accordance to customer's request.

All stages of design, production and test is carried out entirely in the plant located in İzmir-Turkey, which is ISO 9001:2015 certified by accredited body to ensure compliance with product performance and reliability standards.

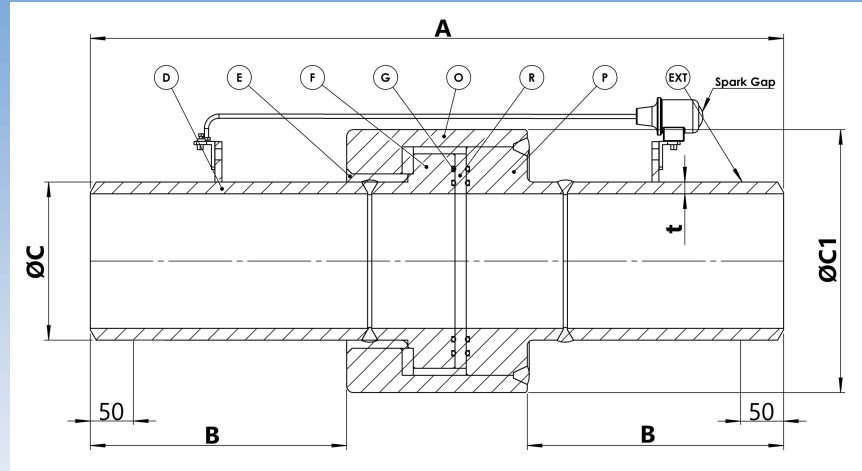


	<p>INSULATING JOINT Pressure Vessel Sector Committee / Year : 2018</p>	<p>Phone : +90 216 471 84 66 Mobile : +90 532 253 18 11 E-mail : satis@uni-gaz.com.tr</p>
<p>II 2 G Zone 1 T5 Tech.file: FN.EX.30006 (Notifiedbody 2284)</p>		



MONOLITHIC INSULATING JOINTS ANSI150

Specifications



Working Temperature	Electrical Insulation Resistance	Dielectric Resistance	Working Pressure	Testing Pressure
-20°C +100°C	25 MΩ	5.0 KV	25 bar	38 bar

Pipe Material

Steel API 5L or equivalent

Body Material

Steel ASTM A 105 or equivalent

Welding

ASME IX – API 1104

Bevel

30° +5/-0°

Gasket

ASTM D 2000 Nbr/Viton

Insulating Element

ASTM D 709 G10/G11

External Coating

Epoxy Resin 300÷400 microns

Product Code	SIZE			PN25 / ANSI150					
	ØC	Inches	DN	A	ØC ₁	B	t	Gr	kg
J15025	33.4	1"	25	250	62	100	3.38	B	1.5
J15032	42.2	1 1/4"	32	300	68	120	3.56	B	2.1
J15040	48.3	1 1/2"	40	300	75	120	3.68	B	2.4
J15050	60.3	2"	50	350	92	145	3.91	B	3.7
J15065	76.1	2 1/2"	65	350	116	138	5.16	B	6.7
J15080	88.9	3"	80	400	129	166	5.49	B	8.2
J150100	114.3	4"	100	400	157	160	6.02	B	12.1
J150125	141.3	5"	125	500	195	207.5	6.55	B	20.3
J150150	168.3	6"	150	500	227	200	7.11	B	28.4
J150200	219.1	8"	200	500	278	197	8.18	B	40.4
J150250	273	10"	250	700	355	287	9.27	B	82.2
J150300	323.8	12"	300	700	406	280	9.53	B	103.4
J150350	355.6	14"	350	900	442	350	9.53	B	158.1
J150400	406.2	16"	400	900	498	345	9.53	B	191.3
J150450	457.2	18"	450	900	552	335	9.53	B	230.2
J150500	508	20"	500	1000	602	382.5	9.53	B	268.2
J150550	558.8	22"	550	1000	660	376	9.53	B	317.5
J150600	609.6	24"	600	1000	712	366	9.53	B	364.5
J150650	660.4	26"	650	1000	790	356	9.53	B	486.5
J150700	711.2	28"	700	1100	841	396	9.53	B	563.7
J150750	762	30"	750	1100	894	396	9.53	B	609.3
J150800	812.8	32"	800	1100	946.8	375	9.53	B	716.1
J150850	863.6	34"	850	1100	997.6	375	9.53	B	758.6
J150900	914.4	36"	900	1200	1048	415	9.53	B	852.8
J150950	965.2	38"	950	1200	1099	415	12.70	B	987.5
J1501000	1016	40"	1000	1200	1156	395	12.70	B	1145.2
J1501050	1066	42"	1050	1200	1208	395	12.70	B	1211.5
J1501200	1219.2	48"	1200	1400	1359	480	12.70	B	1506.0
J1501400	1422.4	56"	1400	1900	1562	695	15.88	B	2355.4

Notes:

- Additional tests can be done according to customer's request.
- The joints for any dimensions and pressures can be manufactured in accordance to customer's request.
- The wall thicknesses in the table are not constant, they may change according to production.
- Alternative wall thickness can be manufactured.
- This information is approximate. The exact data shall be specified during the PO Stage.
- All dimensions are in millimeters (mm).



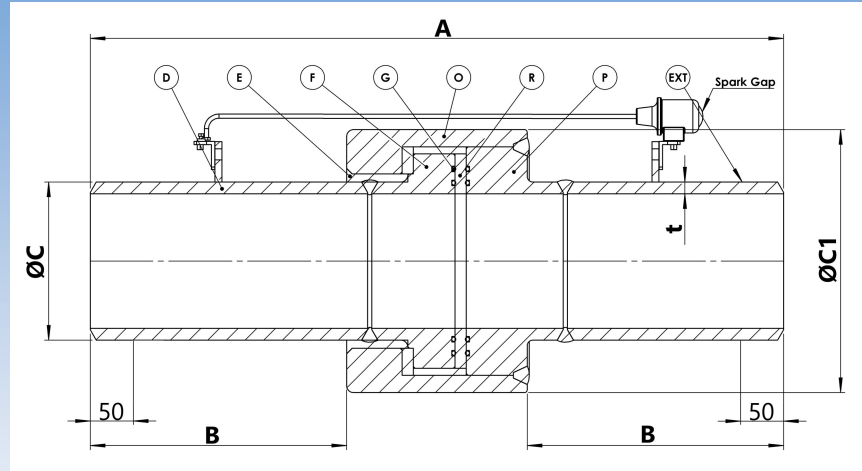
INSULATING JOINT
Pressure Vessel Sector Committee / Year : 2018

Phone : +90 216 471 84 66 Mobile : +90 532 253 18 11
E-mail : satis@uni-gaz.com.tr

II 2 G Zone 1 T5
Tech.file: FN.EX.30006 (Notifiedbody 2284)



Specifications



Working Temperature	Electrical Insulation Resistance	Dielectric Resistance	Working Pressure	Testing Pressure
-20°C +100°C	25 MΩ	5.0 KV	50 bar	75 bar

Pipe Material

Steel API 5L or equivalent

Body Material

Steel ASTM A 105 or equivalent

Welding

ASME IX – API 1104

Bevel

30° +5/-0°

Gasket

ASTM D 2000 Nbr/Viton

Insulating Element

ASTM D 709 G10/G11

External Coating

Epoxy Resin 300÷400 microns

Product Code	SIZE			PN64 / ANSI300-400					
	ØC	Inches	DN	A	ØC ₁	B	t	Gr	kg
J30025	33.4	1"	25	250	65.1	95	3.38	B	1.8
J30032	42.2	1 1/4"	32	300	71.4	113	3.56	B	2.5
J30040	48.3	1 1/2"	40	300	78.75	150	3.68	B	1.2
J30050	60.3	2"	50	350	96.6	150	3.91	B	3.7
J30065	76.1	2 1/2"	65	350	121.8	150	5.16	B	5.9
J30080	88.9	3"	80	500	135.45	190	5.49	B	13.4
J300100	114.3	4"	100	500	164.85	190	6.02	B	18.5
J300125	141.3	5"	125	600	204.75	220	6.55	B	34.7
J300150	168.3	6"	150	600	238.35	215	7.11	B	46.8
J300200	219.1	8"	200	600	291.9	205	8.18	B	69.1
J300250	273	10"	250	800	372.75	293	9.27	B	133.2
J300300	323.8	12"	300	800	426.3	283	9.53	B	169.9
J300350	355.6	14"	350	1000	464.1	375	11.13	B	231.5
J300400	406.2	16"	400	1000	522.9	365	12.70	B	303.6
J300450	457.2	18"	450	1000	579.6	355	12.70	B	365.9
J300500	508	20"	500	1200	632.1	450	14.27	B	470.0
J300550	558.8	22"	550	1200	693	440	12.70	X52	536.4
J300600	609.6	24"	600	1200	747.6	430	12.70	X52	616.6
J300650	660.4	26"	650	1200	829.5	425	12.70	X52	786.7
J300700	711.2	28"	700	1300	883.05	470	14.27	X52	926.5
J300750	762	30"	750	1300	938.7	465	14.27	X52	1027.1
J300800	812.8	32"	800	1300	994.14	450	15.88	X52	1213.2
J300850	863.6	34"	850	1300	1047.48	495	15.88	X52	1102.7
J300900	914.4	36"	900	1400	1100.4	485	17.48	X52	1534.0
J300950	965.2	38"	950	1400	1153.95	480	17.48	X52	1656.2
J3001000	1016	40"	1000	1400	1213.8	470	19.05	X52	1905.6
J3001050	1066	42"	1050	1400	1268.4	465	19.05	X52	2056.7
J3001200	1219.2	48"	1200	1800	1426.95	620	22.23	X52	3077.6
J3001400	1422.4	56"	1400	2500	1640.1	937	25.40	X52	4758.5

Notes:

- Additional tests can be done according to customer's request.
- The joints for any dimensions and pressures can be manufactured in accordance to customer's request.
- The wall thicknesses in the table are not constant, they may change according to production.
- Alternative wall thickness can be manufactured.
- This information is approximate. The exact data shall be specified during the PO Stage.
- All dimensions are in millimeters (mm).



INSULATING JOINT
Pressure Vessel Sector Committee / Year : 2018

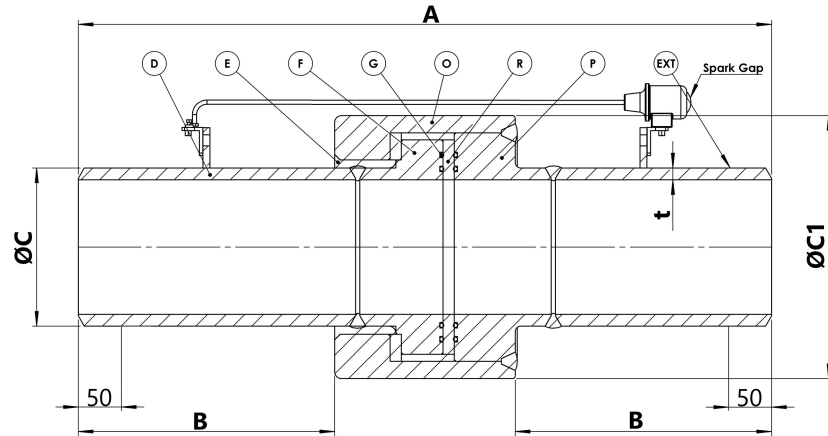
Phone : +90 216 471 84 66 Mobile : +90 532 253 18 11
E-mail : satis@uni-gaz.com.tr

II 2 G Zone 1 T5
Tech.file: FN.EX.30006 (Notifiedbody 2284)



MONOLITHIC INSULATING JOINTS ANSI600

Specifications



Working Temperature	Electrical Insulation Resistance	Dielectric Resistance	Working Pressure	Testing Pressure
-20°C +100°C	25 MΩ	5.0 KV	100 bar	150 bar

Pipe Material

Steel API 5L or equivalent

Body Material

Steel ASTM A 105 or equivalent

Welding

ASME IX – API 1104

Bevel

30° +5/-0°

Gasket

ASTM D 2000 Nbr/Viton

Insulating Element

ASTM D 709 G10/G11

External Coating

Epoxy Resin 300÷400 microns

Product Code	SIZE			PN100 / ANSI600					
	ØC	Inches	DN	A	ØC ₁	B	t	Gr	kg
J60025	33.4	1"	25	250	70	95	3.38	B	2.0
J60032	42.2	1 1/4"	32	300	77	113	3.56	B	2.9
J60040	48.3	1 1/2"	40	300	85	150	3.68	B	1.2
J60050	60.3	2"	50	350	104	150	3.91	B	4.1
J60065	76.1	2 1/2"	65	350	132	150	5.16	B	6.7
J60080	88.9	3"	80	500	146	190	5.49	B	15.6
J600100	114.3	4"	100	500	178	182	6.02	B	23.6
J600125	141.3	5"	125	600	221	220	6.55	B	41.6
J600150	168.3	6"	150	600	257	215	7.11	B	56.7
J600200	219.1	8"	200	600	315	205	8.18	B	85.7
J600250	273	10"	250	800	403	293	9.27	B	163.6
J600300	323.8	12"	300	800	460	283	12.70	B	232.4
J600350	355.6	14"	350	1000	501	375	12.70	B	299.6
J600400	406.2	16"	400	1000	565	365	12.70	X52	379.3
J600450	457.2	18"	450	1000	626	355	12.70	X52	465.8
J600500	508	20"	500	1200	683	450	12.70	X52	570.5
J600550	558.8	22"	550	1200	748	440	12.70	X52	694.0
J600600	609.6	24"	600	1200	807	430	14.27	X52	838.5
J600650	660.4	26"	650	1200	896	425	14.27	X52	1063.1
J600700	711.2	28"	700	1300	954	470	15.88	X52	1249.4
J600750	762	30"	750	1300	1014	465	17.48	X52	1436.5
J600800	812.8	32"	800	1300	1074	450	17.48	X52	1658.5
J600850	863.6	34"	850	1300	1131	495	19.05	X52	1535.6
J600900	914.4	36"	900	1400	1188	485	22.23	X52	2211.3
J600950	965.2	38"	950	1400	1246	480	22.23	X52	2408.7
J6001000	1016	40"	1000	1400	1311	470	22.23	X52	2707.5
J6001050	1066	42"	1050	1400	1370	465	25.40	X52	3055.9
J6001200	1219.2	48"	1200	1800	1541	620	25.40	X52	4411.6
J6001400	1422.4	56"	1400	2500	1771	937	30.00	X52	6872.6

Notes:

- Additional tests can be done according to customer's request.
- The joints for any dimensions and pressures can be manufactured in accordance to customer's request.
- The wall thicknesses in the table are not constant, they may change according to production.
- Alternative wall thickness can be manufactured.
- This information is approximate. The exact data shall be specified during the PO Stage.
- All dimensions are in millimeters (mm).

	INSULATING JOINT Pressure Vessel Sector Committee / Year : 2018	Phone : +90 216 471 84 66 Mobile : +90 532 253 18 11 E-mail : satis@uni-gaz.com.tr
	II 2 G Zone 1 T5 Tech.file: FN.EX.30006 (Notifiedbody 2284)	




Hydrostatic Test



Each insulating joint is hydrostatically tested at minimum 150% of its design pressure.

Insulating Capability Test




After hydrostatic test, each insulating joint is tested to prove the electrical resistance and dielectric strength are over required parameters.


Bend Test

A bending test at rated pressure is carried out on each prototype insulating joint.

There shall be no permanent deformation and no signs of any leakage during the test period.

The electric and dielectric tests are repeated and the results before and after shall be acceptable.



	<p align="center">INSULATING JOINT Pressure Vessel Sector Committee / Year : 2018</p>	<p>Phone : +90 216 471 84 66 Mobile : +90 532 253 18 11 E-mail : satis@uni-gaz.com.tr</p>
<p>II 2 G Zone 1 T5 Tech.file: FN.EX.30006 (Notifiedbody 2284)</p>		



INTERNATIONAL FIRST CERTIFICATION



INTERNATIONAL FIRST CERTIFICATION
SERTİFİKA

Bu sertifika,
GASOİL ENDÜSTRİYEL ÜRETİM SANAYİ TİCARET ANONİM ŞİRKETİ
Ataşehir Mahallesi 8281 Sokak Balçolar İş Merkezi Sitesi No:23 ÇİĞİ İZMİR, TÜRKİYE kuruluşunun,
ENDÜSTRİYEL TESİŞLER, GAZ VE PETROL BORU HATLARI İÇİN EKİPMAN, MAKİNE, BASINÇLI KAP ÜRETİMİ
EA 17, 18 kapsamında,
ISO 9001:2015
Kalite Yönetim Sistemi standartının şartlarına uyan bir yönetim sistemi kurduğunu ve uyguladığını onaylamak üzere verilmiştir.

İlk Yayın Tarihi : 18.10.2018
Yayın Tarihi : 18.10.2018
Sertifika Geçerlilik Tarihi : 17.10.2021
Sertifika Bitiş Tarihi : 17.10.2019
Sertifika No : IFC-Q-10-18-1-2020




İFC GLOBAL SERTİFİKASYON MÜHÜRÜ VE GÖNÜL HİZMETLERİ ANONİM ŞİRKETİ
Adres: Mah. Mersin Bul. No:109 / 22023 - Fuharlı Tesisleri / Başaklı Çarşı T.C.İ.Ş.İ.Ş. E. T. +90 850 304 31 00 F. +90 850 304 31 00
Bu belge, uluslararası IFC'nin kuralları ve uluslararası standartlara uygundur. Benzerlikçe geçerlidir. Benzerlikçe geçerlidir. IFC'nin internet sitesinde bilgi alınabilir.
08.10.2018 10:28:30
www.ifcglobal.com.tr info@ifcglobal.com.tr

INTERNATIONAL FIRST CERTIFICATION



INTERNATIONAL FIRST CERTIFICATION
CERTIFICATE

This certificate,
GASOİL ENDÜSTRİYEL ÜRETİM SANAYİ TİCARET ANONİM ŞİRKETİ
Ataşehir Mahallesi 8281 Sokak Balçolar İş Merkezi Sitesi No:23 ÇİĞİ İZMİR, TÜRKİYE
to do organization,
EQUIPMENT, MACHINE, PRESSURIZED CAP PRODUCTION FOR INDUSTRIAL FACILITIES, GAS AND OIL PIPELINES
EA 17, 18 According to the scope,
ISO 9001:2015
To certify that Quality Management System in accordance with standard's clauses is established and being implemented.

Initial Date : 18.10.2018
Issue Date : 18.10.2018
Date of Validity : 3 Yıl/17.10.2021
Expiry Date : 17.10.2019
Certificate No : IFC-Q-10-18-1-2020




İFC GLOBAL SERTİFİKASYON MÜHÜRÜ VE GÖNÜL HİZMETLERİ ANONİM ŞİRKETİ
Adres: Mah. Mersin Bul. No:109 / 22023 - Fuharlı Tesisleri / Başaklı Çarşı T.C.İ.Ş.İ.Ş. E. T. +90 850 304 31 00 F. +90 850 304 31 00
Bu belge, uluslararası IFC'nin kuralları ve uluslararası standartlara uygundur. Benzerlikçe geçerlidir. Benzerlikçe geçerlidir. IFC'nin internet sitesinde bilgi alınabilir.
08.10.2018 10:28:30
www.ifcglobal.com.tr info@ifcglobal.com.tr



ENERGY PETROLEUM INSTITUTE



(1) EU TECHNICAL FILE RECEIPT
Internal Production Control Procedure

(2) Receipt of document regarding equipment for use in Potentially Explosive Atmospheres Directive 2014/54/EU!

Model: **FP1EX218**

(3) Technical File Number: FNEX.30006

(4) Product: GDA1 type, Non-flammable Insulating Joint
This document applies for Non-flammable Insulating Joint used in potentially explosive atmospheres.

(5) Firm Name: Gasoil Endüstriyel Üretim Sanayi Ticaret A.Ş.

(6) Firm Address: Ataşehir Mah. 8281 Sok. No:23 ÇİĞİ / İzmir - TÜRKİYE

(7) IEP Ülkelerarası Enerji Petrol Gaz, Sertifikasyon ve Teknik Hizmetler Organizasyonu Tic. Ltd. Şti., in accordance with Article 17 of the Directive 2014/54/EU confirm the receipt of document regarding equipment intended for use in potentially explosive atmosphere, as required by article 13.3.3.1 and Annex II of the same directive.

(8) Classification: Zone 1 & Group II, & Category 2 non Electrical Equipment (II,2G) Zone 1


(9) IEP does not make any kind of check on the completeness and correctness of the documents forming the Technical File. IEP holds the Technical File for at least ten years from the date of the last manufactured equipment. In case of lack of a written acknowledgment from the manufacturer about the retention of maintaining the Technical File deposit, IEP will hold the Technical File in its archives for 10 years, starting from the date this receipt is issued. This receipt can be reproduced only entirely and with no change.

First publication date : 08.01.2019
Last date of retention : 07.01.2029

Responsible Person :
Nesrettin Torunlu
Head of Certification Body



IEP Ülkelerarası Enerji Petrol Gaz, Sertifikasyon ve Teknik Hizmetler Organizasyonu Tic. Ltd. Şti.
27061 Sok. No:1 & 2. Katman (ZARIF) / TÜRKİYE
E. T. +90 212 211 11 44 F. +90 212 211 11 70
This certificate is granted subject to the general conditions of the IEP Energy Petrol Gaz System. This certificate may only be reproduced in its entirety and with no change. Benzerlikçe geçerlidir. Benzerlikçe geçerlidir. IFC'nin internet sitesinde bilgi alınabilir. You are not allowed to change any part of this document by any means.
Page 1 / 2



IEP ENERGY PETROLEUM INSTITUTE

(10) Schedule:

(11) Description of Equipment:
Insulating joints are used for cathodic protection. They electrically insulate 2 sections of pipeline for transportation of Hydrocarbon, gas or water. These joints are mono block, they cannot be dismantled and they do not require any maintenance.
Insulating joints are made of two pipes joint together with a closing piece butt-welded on the external pipe. Flange-tightness is made by two O-rings. The external coating is made with insulating resin or an adapted paint.


Technical specification of Insulating joints:
Size : 1" to 56"
Rating : From ANSI 150 up to ANSI 600
Design Pressure : PN6 to PN150
Ambient Temperature : -20°C to +75°C
Insulation Resistance : X MΩ > 25 MΩ (1000 V DC)
Dielectric Strength Test : 3 kV AC - 50 Hz (max. leakage 5mA)

Drawings and other documents:
User Manual: MNL 01 / 02 07 2019
Quality control plan: 101/0405-001
Pressure test report: GDA01/02 / 14.07.2018
Qualification of a welding certificate: 07/2020/000/01/010/10/10009 - 18.09.2018
Radiographic test report: GDA01/04-001 - 25.07.2018

Drawing No:	Drawing Name:	Date:
GD-01 / 01	Part Drawing	05.05.2018
GD-01 / 02	Exploded Drawing	05.05.2018
GD-01 / 03	ANSI 150 Specifications	05.05.2018
GD-01 / 04	ANSI 300-400 Specifications	05.05.2018
GD-01 / 05	ANSI 600 Specifications	05.05.2018
GD-01 / 06	Welding Plan Drawings	05.05.2018
GD-01 / 07	Dimensions	05.05.2018

Responsible Person :
Nesrettin Torunlu
Head of Certification Body

Date of Issue : 08.01.2019



IEP Ülkelerarası Enerji Petrol Gaz, Sertifikasyon ve Teknik Hizmetler Organizasyonu Ticaret Limited Şirketi
17061 Sok. No:1 & 2. Katman - ZARIF - TÜRKİYE E. T. +90 212 211 11 44 F. +90 212 211 11 70
This certificate is granted subject to the general conditions of the IEP Energy Petrol Gaz System. This certificate may only be reproduced in its entirety and with no change. Benzerlikçe geçerlidir. Benzerlikçe geçerlidir. IFC'nin internet sitesinde bilgi alınabilir. You are not allowed to change any part of this document by any means.
Page 1 / 2



CERTIFICATE

Conformity based on full quality assurance
plus design examination according to directive 2014/68/EU

Certificate No.: 0045/202/92802/0002518/D/000(00)

Name and address of manufacturer: **Gasoil End. Ür. San. ve Tic. Ltd. Şti.**
Ataşehir Mah. 8281 Sok. Balçolar İş Merkezi No:23 ÇİĞİ - İzmir

We hereby certify that the manufacturer has established a quality system for the manufacturing of pressure equipment according to directive 2014/68/EU. The manufacturer is entitled to mark the pressure equipment produced within the range of the quality system with the following mark:

CE 0045

Tested according to 2014/68/EU: **Module H01**
0045/202/92802/0002518/D/000(00)

Author report No.: **Insulation Joint (Size: 1" to 60", Rating: ANSI 150 up to ANSI 600, Pressure: 6 bar to 100 bar)**

Place of manufacture: **Ataşehir Mah. 8281 Sok. Balçolar İş Merkezi No:23 ÇİĞİ - İzmir**

This certificate is valid until: **23.01.2022**

İstanbul, 24.01.2019

Ataşehir Mah. 8281 Sok. Balçolar İş Merkezi No:23 ÇİĞİ - İzmir

Region: İstanbul

Tel: +90 212 211 11 44
Fax: +90 212 211 11 70
E-mail: info@uni-gaz.com.tr




Notified Body for pressure equipment

Ataşehir Mah. 8281 Sok. Balçolar İş Merkezi No:23 ÇİĞİ - İzmir

Member of **CECIB**

This certificate is granted subject to the general conditions of the IEP Energy Petrol Gaz System. This certificate may only be reproduced in its entirety and with no change. Benzerlikçe geçerlidir. Benzerlikçe geçerlidir. IFC'nin internet sitesinde bilgi alınabilir. You are not allowed to change any part of this document by any means.

	<p>INSULATING JOINT</p> <p>Pressure Vessel Sector Committee / Year : 2018</p>	<p>Phone : +90 216 471 84 66 Mobile : +90 532 253 18 11</p> <p>E-mail : satis@uni-gaz.com.tr</p>
<p>II 2 G Zone 1 T5</p> <p>Tech.file: FN.EX.30006 (Notifiedbody 2284)</p>		